

PANDUAN PENAMBAHAN DEPOSIT SSPN-i PLUS MELALUI MAYBANK2U.COM

1. Daftar masuk ke laman web Maybank2u.com

maybank2u.com
Friday, 5 February 2016 10:37:55

English | Bahasa Malaysia

Welcome to Maybank2u

Please use your Online Banking username and password to log in.

Username:

Have you forgotten your password?
You can reset your password anytime by yourself by clicking the "Self Reset Password" button above.

Online stocks: [Click here to login](#)

Stay safe online! Please make sure you login at the correct Maybank2u.com URL/Address

- Never login via email links
- Never reveal your PIN / Password to anyone
- [Click here to notify us of any Maybank2u.com Internet Banking fraud](#)

Please check your Maybank2u transaction alerts (SMS) and account statements on timely manner.

Should there be any irregularities or for other banking queries, please contact our Maybank Group Customer Care at 1300 88 6688 or 603-7844 3696 (overseas) immediately.

Please be reminded that your account will be **inactive** if you do not login to M2U for 3 months, and will be automatically **deactivated** if the account remains idle for 6 months.

2. Pilih menu 'Accounts & Banking'

maybank2u.com
Friday, 5 February 2016 10:40:26

Click here to search

You are now in a secured site

Home Accounts & Banking Investment Insurance Loans Apply Online Buy Online

Quick Link

Inbox
No message in inbox.

Announcements
30 Dec 2015 [Do you know you can use your EPF savings to invest?](#)

Accounts & Banking
[View and manage your accounts, make payments, and transfer funds](#)

Maybank One Solution
View and manage your Maybank One Solution.

Investment
Trade using Online Stocks, purchase additional Amanah Saham Nasional Berhad (ASNB) Unit Trust and manage other investments

Insurance
Renew your insurance policy

Loans
View and manage your

PANDUAN PENAMBAHAN DEPOSIT SSPN-i PLUS MELALUI MAYBANK2U.COM

3. Pilih 'Bill Payment'

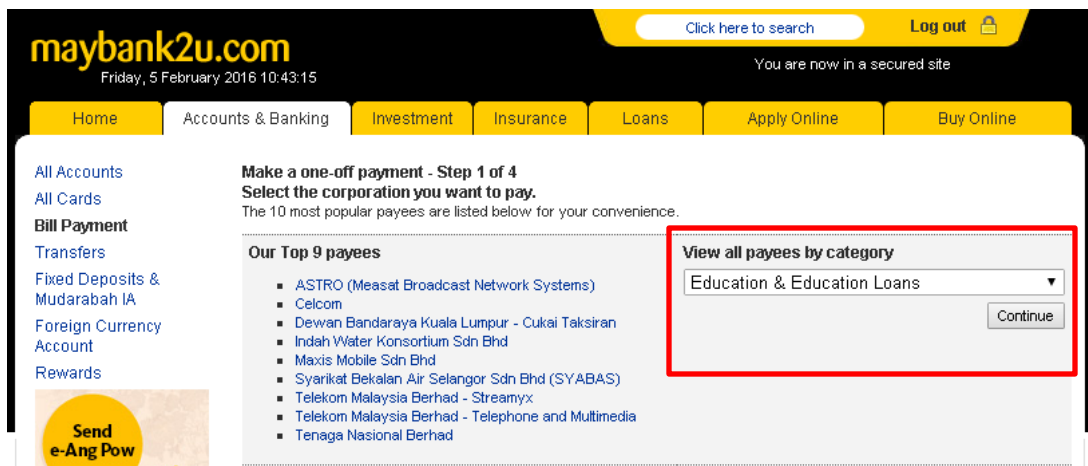
The screenshot shows the maybank2u.com website interface. The top navigation bar includes a search bar, a 'Log out' button, and the date 'Friday, 5 February 2016 10:40:47'. Below the navigation bar are tabs for 'Home', 'Accounts & Banking', 'Investment', 'Insurance', 'Loans', 'Apply Online', and 'Buy Online'. The left sidebar contains a list of menu items: 'All Accounts', 'All Cards', 'Bill Payment' (highlighted with a red box), 'Transfers', 'Fixed Deposits & Mudarabah IA', 'Foreign Currency Account', and 'Rewards'. The main content area displays 'All Accounts' and 'Savings, Current & Mudarabah IA accounts' with a table showing account details and a 'View account details' dropdown menu. Below this, there are sections for 'All Cards' and 'e-Bills', each with a 'View' button.

4. Pilih 'Make a one-off payment'

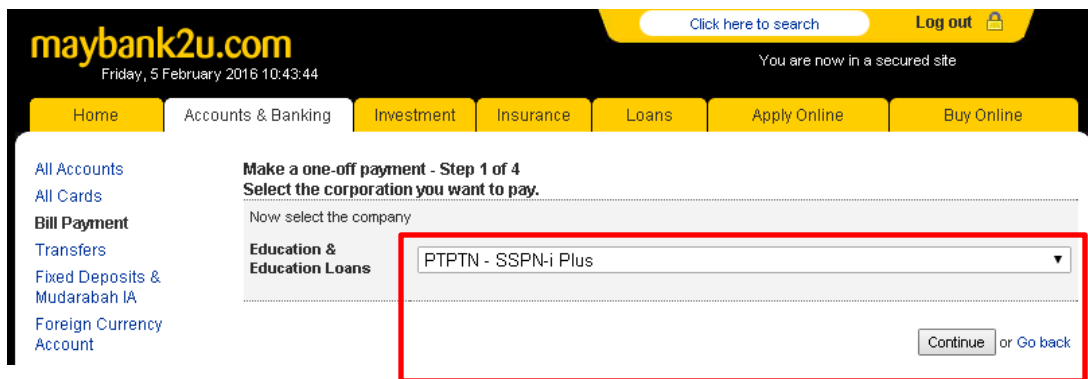
The screenshot shows the maybank2u.com website interface. The top navigation bar includes a search bar, a 'Log out' button, and the date 'Friday, 5 February 2016 10:41:07'. Below the navigation bar are tabs for 'Home', 'Accounts & Banking', 'Investment', 'Insurance', 'Loans', 'Apply Online', and 'Buy Online'. The left sidebar contains a list of menu items: 'All Accounts', 'All Cards', 'Bill Payment' (highlighted with a red box), 'Transfers', 'Fixed Deposits & Mudarabah IA', 'Foreign Currency Account', and 'Rewards'. The main content area displays 'Payments' with the sub-header 'Make a bill or income tax payment and manage your payment preferences'. Below this, there are several payment options: 'Make a one-off payment' (highlighted with a red box), 'Make a payment to a favourite payee', 'Make a card payment', 'Make an income tax payment', 'Make a payment to Agensi Kaunseling Dan Pengurusan Kredit (AKPK)', 'Make a charge card payment', 'JomPAY', and 'Make a payment to MyGST'. Each option includes a brief description of the service.

PANDUAN PENAMBAHAN DEPOSIT SSPN-i PLUS MELALUI MAYBANK2U.COM

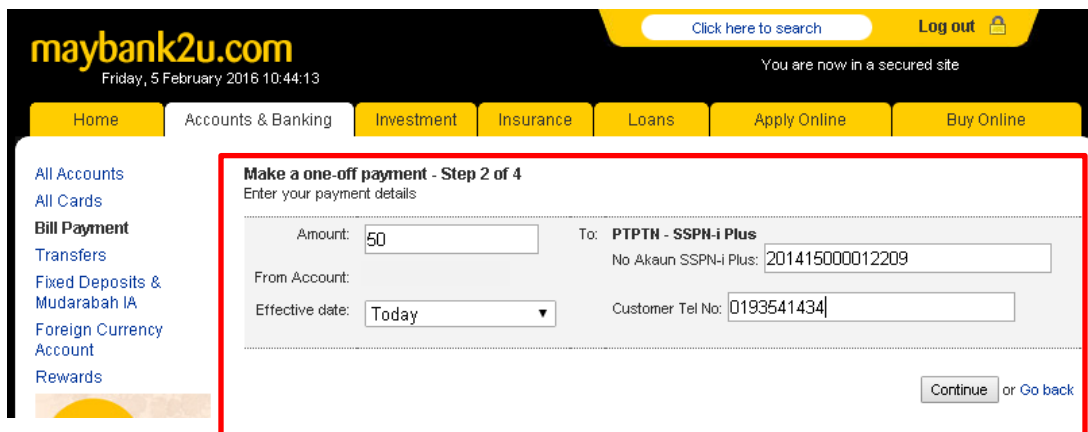
5. Pilih 'Education & Education Loans' dan klik butang 'Continue'



6. Pilih 'PTPTN – SSPN-i Plus' dan klik butang 'Continue'



7. Masukkan amaun bayaran (pastikan jumlah tepat mengikut harga pakej) dan no. akaun SSPN-i Plus



PANDUAN PENAMBAHAN DEPOSIT SSPN-i PLUS MELALUI MAYBANK2U.COM

8. Masukkan no. TAC (perlu dapatkan no. TAC (request for TAC) terlebih dahulu) dan klik butang 'Confirm' setelah dipastikan butiran bayaran dan no. akaun SSPN-i Plus adalah betul.

maybank2u.com
Friday, 5 February 2016 10:46:18

Click here to search **Log out**

You are now in a secured site

Home Accounts & Banking Investment Insurance Loans Apply Online Buy Online

All Accounts
All Cards
Bill Payment
Transfers
Fixed Deposits & Mudarabah IA
Foreign Currency Account
Rewards

Send e-Ang Pow

Make a one-off payment - Step 3 of 4
Confirm your payment details or go back to make changes

Amount: RM50.00	To: PTPN - SSPN-i Plus
From Account:	No Akaun SSPN-i Plus: 201415000012209
Effective date: Today	Customer Tel No : 0193541434

TAC **Request for TAC**

Confirm or [Go back](#)